













# SPOTlight: School Year 2022-2023

## J. Hampton Moore School

<b>School Code</b>	8310	<b>Principal Name</b>	Timothy Glynn
<b>Sector</b>	District	<b>Address</b>	6900 Summerdale Ave
<b>Network</b>	Network 8	<b>Phone</b>	215 400 3180
<b>Report Type</b>	Elementary School	<b>Admission Category</b>	Catchment
<b>Receives HS Report</b>	No	<b>October 1 Enrollment</b>	1131
<b>Grades in Report</b>	K 5		
<b>Website</b>	moore.philasd.org		

## School Performance Outcomes Table

CONDITIONS FOR SUCCESS				
Metric Name	2021-22 Results	2022-23 Results	2022-23 Progress	Metric Description
Student Attendance	64.6%	68.8%	+4.2 %-pts 	Percentage of students attending 90% or more of instructional days
Teacher Attendance	90.5%	90.8%	+0.3 %-pts 	Percentage of teachers attending 90% or more of work days
Student Dropouts (Grades 7-8)	Not Applicable			Number of students no longer enrolled, and who did not transfer or graduate

ACADEMIC GOALS						
Metric Name	2021-22 Results	2022-23 Results	2022-23 Progress	2021-22 Results	2022-23 Results	2022-23 Progress
<b>Goals 1-3: Grades 3-8</b>	<b>PSSA/PASA Proficient or Advanced</b>			<b>PSSA/PASA Below Basic</b>		
Grade 3 Reading	34.6%	31.3%	-3.3 %-pts 	27.3%	28.2%	+0.9 %-pts 
Grade 3 - 8 Reading	40.8%	35.3%	-5.5 %-pts 	26.1%	26.8%	+0.7 %-pts 
Grade 3 Math	22.4%	28.5%	+6.1 %-pts 	54.6%	47.3%	-7.3 %-pts 
Grade 3 - 8 Math	23.6%	25.5%	+1.9 %-pts 	49.8%	46.2%	-3.6 %-pts 
Grade 4 and 8 Science	54.3%	48.1%	-6.2 %-pts 	18.5%	21.1%	+2.6 %-pts 

All SPOTlight indicator colors are based on unrounded changes in results. Percentage point changes are rounded to the nearest tenth for display.

SPOTlight Legend:	Improving 	Maintaining 	Not Improving 
-------------------	---	--	---

# J. Hampton Moore School

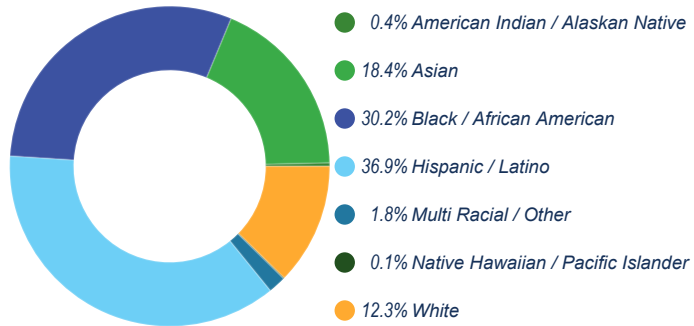
## 2022-2023 SCHOOL PROGRESS REPORT ON EDUCATION AND EQUITY

School Code | 8310 Sector | District Network | Network 8  
Principal Name | Timothy Glynn

Address | 6900 Summerdale Ave Phone | 215-400-3180

Website | moore.philasd.org Report Type | Elementary School  
Grades in Report | K-5 Admissions Category | Catchment  
Receives HS Report | No Oct 1 Enrollment | 1131

### Student Enrollment and Demographics



**1240**

# of Students Served Over the Full Year

**15.3%**

% of Students with IEPs

**34.5%**

% of Students Identified as English Learners

**75.2%**

% of Students Identified as Economically Disadvantaged

### Student Attendance

**40.4%**

% of Students Attending at Least 95% of Instructional Days

**68.8%**

% of Students Attending at Least 90% of Instructional Days

Score Level	Performance	Improvement	Level
<b>Not Applicable for 2022-2023</b>			
<b>Performance</b> Insufficient Data for Score	<b>Black / African American</b>		
	Insufficient Data for Score	<b>10.0%</b>	NA
<b>Improvement</b> Improving in 5 out of 13 Eligible Metrics <b>38.5%</b>	<b>Hispanic / Latino</b>		
	Insufficient Data for Score	<b>70.0%</b>	NA
<b>Goal Performance (All Students)</b>	<b>Multi Racial / Other</b>		
	Insufficient Data for Score	Insufficient Data for Score	NA
<b>GOAL 1   PSSA ELA: % of Students Proficient or Advanced, Grades 3-8</b> <b>Score: 35.3%</b>	<b>White</b>		
	Insufficient Data for Score	Insufficient Data for Score	NA
<b>GOAL 2   PSSA ELA: % of Students Proficient or Advanced, Grade 3</b> <b>Score: 31.3%</b>	<b>American Indian / Alaskan Native</b>		
	Insufficient Data for Score	Insufficient Data for Score	NA
<b>GOAL 3   PSSA Math: % of Students Proficient or Advanced, Grades 3-8</b> <b>Score: 25.5%</b>	<b>Asian</b>		
	Insufficient Data for Score	<b>30.0%</b>	NA
<b>Improving</b> +1.9 From Prior Year	<b>Native Hawaiian / Pacific Islander</b>		
	Insufficient Data for Score	Insufficient Data for Score	NA
<b>Not Improving</b> -5.5 From Prior Year	<b>English Learners</b>		
	Insufficient Data for Score	<b>40.0%</b>	NA
<b>Maintaining</b> -3.3 From Prior Year	<b>Students with IEPs</b>		
	Insufficient Data for Score	<b>16.7%</b>	NA
<b>Not Improving</b> -3.3 From Prior Year	<b>Economically Disadvantaged</b>		
	Insufficient Data for Score	<b>60.0%</b>	NA

● Improving ● Maintaining  
● Not Improving ● Not Applicable

# Climate, Culture & Opportunity

## Conditions for Success

School Code | 8310 School Name | J. Hampton Moore School

### % of Students Attending 90%+ of Days

#### All Students

1240 Students

Score: 68.8%



IMPROVING

+4.2 From Prior Year



### % of Students Attending

Greater Than 95% of Instructional Days

40.4%

90-95% of Instructional Days

28.4%

85-90% of Instructional Days

15.2%

80-85% of Instructional Days

7.1%

Less than 80% of Instructional Days

9.0%

### Number of Dropouts

#### All Students

Grades 7-8

Not Applicable

### % of Students Receiving Zero Out-of-School Suspensions

#### All Students

1240 Students

Score: 99.4%



MAINTAINING

+0.2 From Prior Year



\* Schools that are performing at the most positive value for a metric automatically receive a label of "Improving", even if no change in performance occurred.

# Climate, Culture & Opportunity

## Conditions for Success

School Code | 8310 School Name | J. Hampton Moore School

### % of Teachers Attending 90%+ of Days

#### All Teachers

76 Teachers

Score: 90.8%



MAINTAINING

+0.3 From Prior Year



### Additional Teacher Metrics

51.7%

% of Teachers Rated as Distinguished

48.3%

% of Teachers Rated as Proficient

89.3%

Year-to-Year Teacher Retention

\* Schools that are performing at the most positive value for a metric automatically receive a label of "Improving", even if no change in performance occurred.

# Reading: Every Student Reads On or Above Grade Level

## Goal 1 - PSSA Reading Proficiency, Grades 3-8

School Code | 8310 School Name | J. Hampton Moore School

PSSA ELA: % of Students Proficient or Advanced, Grades 3-8	PSSA ELA: % of Students Below Basic, Grades 3-8
<b>All Students</b> 183 out of 518 Students <b>Score: 35.3%</b> <div style="display: flex; align-items: center; gap: 10px;"> <span style="background-color: #c00000; color: white; padding: 2px 5px; border-radius: 10px;">NOT IMPROVING</span> <span>-5.5 From Prior Year</span> <span style="color: red; font-size: 24px;">✗</span> </div>	<b>All Students</b> 139 out of 518 Students <b>Score: 26.8%</b> <div style="display: flex; align-items: center; gap: 10px;"> <span style="background-color: #ffc000; color: white; padding: 2px 5px; border-radius: 10px;">MAINTAINING</span> <span>+0.7 From Prior Year</span> <span style="color: red; font-size: 24px;">—</span> </div>
<b>Black / African American</b> 40 out of 167 Students <b>Score: 24.0%</b> <div style="display: flex; align-items: center; gap: 10px;"> <span style="background-color: #c00000; color: white; padding: 2px 5px; border-radius: 10px;">NOT IMPROVING</span> <span>-10.1 From Prior Year</span> <span style="color: red; font-size: 24px;">✗</span> </div>	<b>Black / African American</b> 48 out of 167 Students <b>Score: 28.7%</b> <div style="display: flex; align-items: center; gap: 10px;"> <span style="background-color: #c00000; color: white; padding: 2px 5px; border-radius: 10px;">NOT IMPROVING</span> <span>+2.1 From Prior Year</span> <span style="color: red; font-size: 24px;">✗</span> </div>
<b>Hispanic / Latino</b> 59 out of 181 Students <b>Score: 32.6%</b> <div style="display: flex; align-items: center; gap: 10px;"> <span style="background-color: #ffc000; color: white; padding: 2px 5px; border-radius: 10px;">MAINTAINING</span> <span>-0.1 From Prior Year</span> <span style="color: red; font-size: 24px;">—</span> </div>	<b>Hispanic / Latino</b> 53 out of 181 Students <b>Score: 29.3%</b> <div style="display: flex; align-items: center; gap: 10px;"> <span style="background-color: #008000; color: white; padding: 2px 5px; border-radius: 10px;">IMPROVING</span> <span>-1.6 From Prior Year</span> <span style="color: green; font-size: 24px;">✓</span> </div>
<b>Multi Racial / Other</b> Insufficient Sample	<b>Multi Racial / Other</b> Insufficient Sample
<b>White</b> 21 out of 56 Students <b>Score: 37.5%</b> <div style="display: flex; align-items: center; gap: 10px;"> <span style="background-color: #c00000; color: white; padding: 2px 5px; border-radius: 10px;">NOT IMPROVING</span> <span>-4.3 From Prior Year</span> <span style="color: red; font-size: 24px;">✗</span> </div>	<b>White</b> 18 out of 56 Students <b>Score: 32.1%</b> <div style="display: flex; align-items: center; gap: 10px;"> <span style="background-color: #008000; color: white; padding: 2px 5px; border-radius: 10px;">IMPROVING</span> <span>-2.5 From Prior Year</span> <span style="color: green; font-size: 24px;">✓</span> </div>
<b>American Indian / Alaskan Native</b> Insufficient Sample	<b>American Indian / Alaskan Native</b> Insufficient Sample
<b>Asian</b> 59 out of 103 Students <b>Score: 57.3%</b> <div style="display: flex; align-items: center; gap: 10px;"> <span style="background-color: #c00000; color: white; padding: 2px 5px; border-radius: 10px;">NOT IMPROVING</span> <span>-8.0 From Prior Year</span> <span style="color: red; font-size: 24px;">✗</span> </div>	<b>Asian</b> 15 out of 103 Students <b>Score: 14.6%</b> <div style="display: flex; align-items: center; gap: 10px;"> <span style="background-color: #c00000; color: white; padding: 2px 5px; border-radius: 10px;">NOT IMPROVING</span> <span>+1.3 From Prior Year</span> <span style="color: red; font-size: 24px;">✗</span> </div>
<b>Native Hawaiian / Pacific Islander</b> Insufficient Sample	<b>Native Hawaiian / Pacific Islander</b> Insufficient Sample
<b>English Learners</b> 30 out of 155 Students <b>Score: 19.4%</b> <div style="display: flex; align-items: center; gap: 10px;"> <span style="background-color: #c00000; color: white; padding: 2px 5px; border-radius: 10px;">NOT IMPROVING</span> <span>-10.9 From Prior Year</span> <span style="color: red; font-size: 24px;">✗</span> </div>	<b>English Learners</b> 64 out of 155 Students <b>Score: 41.3%</b> <div style="display: flex; align-items: center; gap: 10px;"> <span style="background-color: #ffc000; color: white; padding: 2px 5px; border-radius: 10px;">MAINTAINING</span> <span>+1.0 From Prior Year</span> <span style="color: red; font-size: 24px;">—</span> </div>
<b>Students with IEPs</b> 5 out of 81 Students <b>Score: 6.2%</b> <div style="display: flex; align-items: center; gap: 10px;"> <span style="background-color: #c00000; color: white; padding: 2px 5px; border-radius: 10px;">NOT IMPROVING</span> <span>-4.0 From Prior Year</span> <span style="color: red; font-size: 24px;">✗</span> </div>	<b>Students with IEPs</b> 50 out of 81 Students <b>Score: 61.7%</b> <div style="display: flex; align-items: center; gap: 10px;"> <span style="background-color: #008000; color: white; padding: 2px 5px; border-radius: 10px;">IMPROVING</span> <span>-4.2 From Prior Year</span> <span style="color: green; font-size: 24px;">✓</span> </div>
<b>Economically Disadvantaged</b> 140 out of 411 Students <b>Score: 34.1%</b> <div style="display: flex; align-items: center; gap: 10px;"> <span style="background-color: #c00000; color: white; padding: 2px 5px; border-radius: 10px;">NOT IMPROVING</span> <span>-6.0 From Prior Year</span> <span style="color: red; font-size: 24px;">✗</span> </div>	<b>Economically Disadvantaged</b> 105 out of 411 Students <b>Score: 25.6%</b> <div style="display: flex; align-items: center; gap: 10px;"> <span style="background-color: #008000; color: white; padding: 2px 5px; border-radius: 10px;">IMPROVING</span> <span>-1.3 From Prior Year</span> <span style="color: green; font-size: 24px;">✓</span> </div>

\* Schools that are performing at the most positive value for a metric automatically receive a label of "Improving", even if no change in performance occurred.

# Reading: Every Student Reads On or Above Grade Level

## Goal 2 - PSSA Reading Proficiency, Grade 3

School Code | 8310 School Name | J. Hampton Moore School

PSSA ELA: % of Students Proficient or Advanced, Grade 3	PSSA ELA: % of Students Below Basic, Grade 3
<b>All Students</b> 51 out of 163 Students <b>Score: 31.3%</b> <div style="display: flex; align-items: center; gap: 10px;"> <span style="background-color: #c00000; color: white; padding: 2px 5px; border-radius: 10px;">NOT IMPROVING</span> <span>-3.3 From Prior Year</span> <span style="color: red; font-size: 24px;">✗</span> </div>	<b>All Students</b> 46 out of 163 Students <b>Score: 28.2%</b> <div style="display: flex; align-items: center; gap: 10px;"> <span style="background-color: #ffc000; color: white; padding: 2px 5px; border-radius: 10px;">MAINTAINING</span> <span>+0.9 From Prior Year</span> <span style="color: orange; font-size: 24px;">—</span> </div>
<b>Black / African American</b> 7 out of 47 Students <b>Score: 14.9%</b> <div style="display: flex; align-items: center; gap: 10px;"> <span style="background-color: #c00000; color: white; padding: 2px 5px; border-radius: 10px;">NOT IMPROVING</span> <span>-5.7 From Prior Year</span> <span style="color: red; font-size: 24px;">✗</span> </div>	<b>Black / African American</b> 13 out of 47 Students <b>Score: 27.7%</b> <div style="display: flex; align-items: center; gap: 10px;"> <span style="background-color: #ffc000; color: white; padding: 2px 5px; border-radius: 10px;">MAINTAINING</span> <span>-0.9 From Prior Year</span> <span style="color: orange; font-size: 24px;">—</span> </div>
<b>Hispanic / Latino</b> 18 out of 56 Students <b>Score: 32.1%</b> <div style="display: flex; align-items: center; gap: 10px;"> <span style="background-color: #008000; color: white; padding: 2px 5px; border-radius: 10px;">IMPROVING</span> <span>+4.4 From Prior Year</span> <span style="color: green; font-size: 24px;">✓</span> </div>	<b>Hispanic / Latino</b> 17 out of 56 Students <b>Score: 30.4%</b> <div style="display: flex; align-items: center; gap: 10px;"> <span style="background-color: #008000; color: white; padding: 2px 5px; border-radius: 10px;">IMPROVING</span> <span>-3.6 From Prior Year</span> <span style="color: green; font-size: 24px;">✓</span> </div>
<b>Multi Racial / Other</b> Insufficient Sample	<b>Multi Racial / Other</b> Insufficient Sample
<b>White</b> 10 out of 26 Students <b>Score: 38.5%</b> <div style="display: flex; align-items: center; gap: 10px;"> <span style="background-color: #808080; color: white; padding: 2px 5px; border-radius: 10px;">Not Applicable</span> <span>No Data Prior Year</span> <span style="color: gray; font-size: 24px;">○</span> </div>	<b>White</b> 7 out of 26 Students <b>Score: 26.9%</b> <div style="display: flex; align-items: center; gap: 10px;"> <span style="background-color: #808080; color: white; padding: 2px 5px; border-radius: 10px;">Not Applicable</span> <span>No Data Prior Year</span> <span style="color: gray; font-size: 24px;">○</span> </div>
<b>American Indian / Alaskan Native</b> Insufficient Sample	<b>American Indian / Alaskan Native</b> Insufficient Sample
<b>Asian</b> 15 out of 32 Students <b>Score: 46.9%</b> <div style="display: flex; align-items: center; gap: 10px;"> <span style="background-color: #c00000; color: white; padding: 2px 5px; border-radius: 10px;">NOT IMPROVING</span> <span>-21.9 From Prior Year</span> <span style="color: red; font-size: 24px;">✗</span> </div>	<b>Asian</b> 8 out of 32 Students <b>Score: 25.0%</b> <div style="display: flex; align-items: center; gap: 10px;"> <span style="background-color: #c00000; color: white; padding: 2px 5px; border-radius: 10px;">NOT IMPROVING</span> <span>+12.5 From Prior Year</span> <span style="color: red; font-size: 24px;">✗</span> </div>
<b>Native Hawaiian / Pacific Islander</b> Insufficient Sample	<b>Native Hawaiian / Pacific Islander</b> Insufficient Sample
<b>English Learners</b> 8 out of 54 Students <b>Score: 14.8%</b> <div style="display: flex; align-items: center; gap: 10px;"> <span style="background-color: #c00000; color: white; padding: 2px 5px; border-radius: 10px;">NOT IMPROVING</span> <span>-6.6 From Prior Year</span> <span style="color: red; font-size: 24px;">✗</span> </div>	<b>English Learners</b> 20 out of 54 Students <b>Score: 37.0%</b> <div style="display: flex; align-items: center; gap: 10px;"> <span style="background-color: #008000; color: white; padding: 2px 5px; border-radius: 10px;">IMPROVING</span> <span>-13.0 From Prior Year</span> <span style="color: green; font-size: 24px;">✓</span> </div>
<b>Students with IEPs</b> Insufficient Sample	<b>Students with IEPs</b> Insufficient Sample
<b>Economically Disadvantaged</b> 42 out of 132 Students <b>Score: 31.8%</b> <div style="display: flex; align-items: center; gap: 10px;"> <span style="background-color: #c00000; color: white; padding: 2px 5px; border-radius: 10px;">NOT IMPROVING</span> <span>-2.3 From Prior Year</span> <span style="color: red; font-size: 24px;">✗</span> </div>	<b>Economically Disadvantaged</b> 37 out of 132 Students <b>Score: 28.0%</b> <div style="display: flex; align-items: center; gap: 10px;"> <span style="background-color: #c00000; color: white; padding: 2px 5px; border-radius: 10px;">NOT IMPROVING</span> <span>+3.0 From Prior Year</span> <span style="color: red; font-size: 24px;">✗</span> </div>

\* Schools that are performing at the most positive value for a metric automatically receive a label of "Improving", even if no change in performance occurred.

# Math & Science: Every Student Performs On or Above Grade Level

## Goal 3 - PSSA Math Proficiency, Grades 3-8

School Code | 8310 School Name | J. Hampton Moore School

PSSA Math: % of Students Proficient or Advanced, Grades 3-8	PSSA Math: % of Students Below Basic, Grades 3-8
<b>All Students</b> 137 out of 537 Students <b>Score: 25.5%</b> <div style="display: flex; align-items: center; gap: 10px;"> <div style="background-color: #28a745; color: white; padding: 5px 10px; border-radius: 15px;">IMPROVING</div> <div style="text-align: center;">+1.9 From Prior Year</div> <div style="font-size: 2em;">✓</div> </div>	<b>All Students</b> 248 out of 537 Students <b>Score: 46.2%</b> <div style="display: flex; align-items: center; gap: 10px;"> <div style="background-color: #28a745; color: white; padding: 5px 10px; border-radius: 15px;">IMPROVING</div> <div style="text-align: center;">-3.6 From Prior Year</div> <div style="font-size: 2em;">✓</div> </div>
<b>Black / African American</b> 23 out of 170 Students <b>Score: 13.5%</b> <div style="display: flex; align-items: center; gap: 10px;"> <div style="background-color: #ffc107; color: white; padding: 5px 10px; border-radius: 15px;">MAINTAINING</div> <div style="text-align: center;">+0.9 From Prior Year</div> <div style="font-size: 2em;">—</div> </div>	<b>Black / African American</b> 107 out of 170 Students <b>Score: 62.9%</b> <div style="display: flex; align-items: center; gap: 10px;"> <div style="background-color: #dc3545; color: white; padding: 5px 10px; border-radius: 15px;">NOT IMPROVING</div> <div style="text-align: center;">+7.1 From Prior Year</div> <div style="font-size: 2em;">✗</div> </div>
<b>Hispanic / Latino</b> 37 out of 190 Students <b>Score: 19.5%</b> <div style="display: flex; align-items: center; gap: 10px;"> <div style="background-color: #28a745; color: white; padding: 5px 10px; border-radius: 15px;">IMPROVING</div> <div style="text-align: center;">+5.5 From Prior Year</div> <div style="font-size: 2em;">✓</div> </div>	<b>Hispanic / Latino</b> 86 out of 190 Students <b>Score: 45.3%</b> <div style="display: flex; align-items: center; gap: 10px;"> <div style="background-color: #28a745; color: white; padding: 5px 10px; border-radius: 15px;">IMPROVING</div> <div style="text-align: center;">-15.5 From Prior Year</div> <div style="font-size: 2em;">✓</div> </div>
<b>Multi Racial / Other</b> Insufficient Sample	<b>Multi Racial / Other</b> Insufficient Sample
<b>White</b> 17 out of 64 Students <b>Score: 26.6%</b> <div style="display: flex; align-items: center; gap: 10px;"> <div style="background-color: #ffc107; color: white; padding: 5px 10px; border-radius: 15px;">MAINTAINING</div> <div style="text-align: center;">+0.3 From Prior Year</div> <div style="font-size: 2em;">—</div> </div>	<b>White</b> 32 out of 64 Students <b>Score: 50.0%</b> <div style="display: flex; align-items: center; gap: 10px;"> <div style="background-color: #dc3545; color: white; padding: 5px 10px; border-radius: 15px;">NOT IMPROVING</div> <div style="text-align: center;">+2.6 From Prior Year</div> <div style="font-size: 2em;">✗</div> </div>
<b>American Indian / Alaskan Native</b> Insufficient Sample	<b>American Indian / Alaskan Native</b> Insufficient Sample
<b>Asian</b> 58 out of 102 Students <b>Score: 56.9%</b> <div style="display: flex; align-items: center; gap: 10px;"> <div style="background-color: #dc3545; color: white; padding: 5px 10px; border-radius: 15px;">NOT IMPROVING</div> <div style="text-align: center;">-1.7 From Prior Year</div> <div style="font-size: 2em;">✗</div> </div>	<b>Asian</b> 19 out of 102 Students <b>Score: 18.6%</b> <div style="display: flex; align-items: center; gap: 10px;"> <div style="background-color: #28a745; color: white; padding: 5px 10px; border-radius: 15px;">IMPROVING</div> <div style="text-align: center;">-6.7 From Prior Year</div> <div style="font-size: 2em;">✓</div> </div>
<b>Native Hawaiian / Pacific Islander</b> Insufficient Sample	<b>Native Hawaiian / Pacific Islander</b> Insufficient Sample
<b>English Learners</b> 28 out of 173 Students <b>Score: 16.2%</b> <div style="display: flex; align-items: center; gap: 10px;"> <div style="background-color: #dc3545; color: white; padding: 5px 10px; border-radius: 15px;">NOT IMPROVING</div> <div style="text-align: center;">-5.7 From Prior Year</div> <div style="font-size: 2em;">✗</div> </div>	<b>English Learners</b> 90 out of 173 Students <b>Score: 52.0%</b> <div style="display: flex; align-items: center; gap: 10px;"> <div style="background-color: #28a745; color: white; padding: 5px 10px; border-radius: 15px;">IMPROVING</div> <div style="text-align: center;">-6.3 From Prior Year</div> <div style="font-size: 2em;">✓</div> </div>
<b>Students with IEPs</b> 4 out of 82 Students <b>Score: 4.9%</b> <div style="display: flex; align-items: center; gap: 10px;"> <div style="background-color: #dc3545; color: white; padding: 5px 10px; border-radius: 15px;">NOT IMPROVING</div> <div style="text-align: center;">-1.8 From Prior Year</div> <div style="font-size: 2em;">✗</div> </div>	<b>Students with IEPs</b> 70 out of 82 Students <b>Score: 85.4%</b> <div style="display: flex; align-items: center; gap: 10px;"> <div style="background-color: #dc3545; color: white; padding: 5px 10px; border-radius: 15px;">NOT IMPROVING</div> <div style="text-align: center;">+5.6 From Prior Year</div> <div style="font-size: 2em;">✗</div> </div>
<b>Economically Disadvantaged</b> 99 out of 416 Students <b>Score: 23.8%</b> <div style="display: flex; align-items: center; gap: 10px;"> <div style="background-color: #28a745; color: white; padding: 5px 10px; border-radius: 15px;">IMPROVING</div> <div style="text-align: center;">+1.4 From Prior Year</div> <div style="font-size: 2em;">✓</div> </div>	<b>Economically Disadvantaged</b> 189 out of 416 Students <b>Score: 45.4%</b> <div style="display: flex; align-items: center; gap: 10px;"> <div style="background-color: #28a745; color: white; padding: 5px 10px; border-radius: 15px;">IMPROVING</div> <div style="text-align: center;">-5.1 From Prior Year</div> <div style="font-size: 2em;">✓</div> </div>

\* Schools that are performing at the most positive value for a metric automatically receive a label of "Improving", even if no change in performance occurred.

# Math & Science: Every Student Performs On or Above Grade Level

## PSSA Math Proficiency, Grade 3

School Code | 8310 School Name | J. Hampton Moore School

PSSA Math: % of Students Proficient or Advanced, Grade 3	PSSA Math: % of Students Below Basic, Grade 3
<b>All Students</b> 47 out of 165 Students <b>Score: 28.5%</b> <div style="display: flex; align-items: center; gap: 10px;"> <div style="background-color: #28a745; color: white; padding: 5px 10px; border-radius: 15px;">IMPROVING</div> <div style="text-align: right;">+6.1 From Prior Year</div> <div style="font-size: 2em;">✓</div> </div>	<b>All Students</b> 78 out of 165 Students <b>Score: 47.3%</b> <div style="display: flex; align-items: center; gap: 10px;"> <div style="background-color: #28a745; color: white; padding: 5px 10px; border-radius: 15px;">IMPROVING</div> <div style="text-align: right;">-7.3 From Prior Year</div> <div style="font-size: 2em;">✓</div> </div>
<b>Black / African American</b> 5 out of 47 Students <b>Score: 10.6%</b> <div style="display: flex; align-items: center; gap: 10px;"> <div style="background-color: #ffc107; color: white; padding: 5px 10px; border-radius: 15px;">MAINTAINING</div> <div style="text-align: right;">-0.3 From Prior Year</div> <div style="font-size: 2em;">—</div> </div>	<b>Black / African American</b> 34 out of 47 Students <b>Score: 72.3%</b> <div style="display: flex; align-items: center; gap: 10px;"> <div style="background-color: #dc3545; color: white; padding: 5px 10px; border-radius: 15px;">NOT IMPROVING</div> <div style="text-align: right;">+8.2 From Prior Year</div> <div style="font-size: 2em;">✗</div> </div>
<b>Hispanic / Latino</b> 15 out of 58 Students <b>Score: 25.9%</b> <div style="display: flex; align-items: center; gap: 10px;"> <div style="background-color: #28a745; color: white; padding: 5px 10px; border-radius: 15px;">IMPROVING</div> <div style="text-align: right;">+14.6 From Prior Year</div> <div style="font-size: 2em;">✓</div> </div>	<b>Hispanic / Latino</b> 25 out of 58 Students <b>Score: 43.1%</b> <div style="display: flex; align-items: center; gap: 10px;"> <div style="background-color: #28a745; color: white; padding: 5px 10px; border-radius: 15px;">IMPROVING</div> <div style="text-align: right;">-21.1 From Prior Year</div> <div style="font-size: 2em;">✓</div> </div>
<b>Multi Racial / Other</b> Insufficient Sample	<b>Multi Racial / Other</b> Insufficient Sample
<b>White</b> 7 out of 27 Students <b>Score: 25.9%</b> <div style="display: flex; align-items: center; gap: 10px;"> <div style="background-color: #6c757d; color: white; padding: 5px 10px; border-radius: 15px;">Not Applicable</div> <div style="text-align: right;">No Data Prior Year</div> <div style="font-size: 2em;">○</div> </div>	<b>White</b> 11 out of 27 Students <b>Score: 40.7%</b> <div style="display: flex; align-items: center; gap: 10px;"> <div style="background-color: #6c757d; color: white; padding: 5px 10px; border-radius: 15px;">Not Applicable</div> <div style="text-align: right;">No Data Prior Year</div> <div style="font-size: 2em;">○</div> </div>
<b>American Indian / Alaskan Native</b> Insufficient Sample	<b>American Indian / Alaskan Native</b> Insufficient Sample
<b>Asian</b> 19 out of 31 Students <b>Score: 61.3%</b> <div style="display: flex; align-items: center; gap: 10px;"> <div style="background-color: #28a745; color: white; padding: 5px 10px; border-radius: 15px;">IMPROVING</div> <div style="text-align: right;">+5.0 From Prior Year</div> <div style="font-size: 2em;">✓</div> </div>	<b>Asian</b> 7 out of 31 Students <b>Score: 22.6%</b> <div style="display: flex; align-items: center; gap: 10px;"> <div style="background-color: #28a745; color: white; padding: 5px 10px; border-radius: 15px;">IMPROVING</div> <div style="text-align: right;">-8.7 From Prior Year</div> <div style="font-size: 2em;">✓</div> </div>
<b>Native Hawaiian / Pacific Islander</b> Insufficient Sample	<b>Native Hawaiian / Pacific Islander</b> Insufficient Sample
<b>English Learners</b> 10 out of 56 Students <b>Score: 17.9%</b> <div style="display: flex; align-items: center; gap: 10px;"> <div style="background-color: #28a745; color: white; padding: 5px 10px; border-radius: 15px;">IMPROVING</div> <div style="text-align: right;">+3.6 From Prior Year</div> <div style="font-size: 2em;">✓</div> </div>	<b>English Learners</b> 28 out of 56 Students <b>Score: 50.0%</b> <div style="display: flex; align-items: center; gap: 10px;"> <div style="background-color: #28a745; color: white; padding: 5px 10px; border-radius: 15px;">IMPROVING</div> <div style="text-align: right;">-21.4 From Prior Year</div> <div style="font-size: 2em;">✓</div> </div>
<b>Students with IEPs</b> Insufficient Sample	<b>Students with IEPs</b> Insufficient Sample
<b>Economically Disadvantaged</b> 37 out of 131 Students <b>Score: 28.2%</b> <div style="display: flex; align-items: center; gap: 10px;"> <div style="background-color: #28a745; color: white; padding: 5px 10px; border-radius: 15px;">IMPROVING</div> <div style="text-align: right;">+7.2 From Prior Year</div> <div style="font-size: 2em;">✓</div> </div>	<b>Economically Disadvantaged</b> 62 out of 131 Students <b>Score: 47.3%</b> <div style="display: flex; align-items: center; gap: 10px;"> <div style="background-color: #28a745; color: white; padding: 5px 10px; border-radius: 15px;">IMPROVING</div> <div style="text-align: right;">-6.3 From Prior Year</div> <div style="font-size: 2em;">✓</div> </div>

\* Schools that are performing at the most positive value for a metric automatically receive a label of "Improving", even if no change in performance occurred.



# Math & Science: Every Student Performs On or Above Grade Level

## PSSA Science Proficiency, Grades 4 and 8

School Code | 8310 School Name | J. Hampton Moore School

PSSA Science: % of Students Proficient or Advanced, Grades 4 & 8	PSSA Science: % of Students Below Basic, Grades 4 & 8
<b>All Students</b> 89 out of 185 Students <b>Score: 48.1%</b> <div style="display: flex; align-items: center; gap: 10px;"> <span style="background-color: #c00000; color: white; padding: 2px 5px; border-radius: 10px;">NOT IMPROVING</span> <span>-6.2 From Prior Year</span> <span style="color: red; font-size: 24px;">✗</span> </div>	<b>All Students</b> 39 out of 185 Students <b>Score: 21.1%</b> <div style="display: flex; align-items: center; gap: 10px;"> <span style="background-color: #c00000; color: white; padding: 2px 5px; border-radius: 10px;">NOT IMPROVING</span> <span>+2.6 From Prior Year</span> <span style="color: red; font-size: 24px;">✗</span> </div>
<b>Black / African American</b> 29 out of 61 Students <b>Score: 47.5%</b> <div style="display: flex; align-items: center; gap: 10px;"> <span style="background-color: #c00000; color: white; padding: 2px 5px; border-radius: 10px;">NOT IMPROVING</span> <span>-1.6 From Prior Year</span> <span style="color: red; font-size: 24px;">✗</span> </div>	<b>Black / African American</b> 11 out of 61 Students <b>Score: 18.0%</b> <div style="display: flex; align-items: center; gap: 10px;"> <span style="background-color: #008000; color: white; padding: 2px 5px; border-radius: 10px;">IMPROVING</span> <span>-3.1 From Prior Year</span> <span style="color: green; font-size: 24px;">✔</span> </div>
<b>Hispanic / Latino</b> 27 out of 63 Students <b>Score: 42.9%</b> <div style="display: flex; align-items: center; gap: 10px;"> <span style="background-color: #c00000; color: white; padding: 2px 5px; border-radius: 10px;">NOT IMPROVING</span> <span>-10.3 From Prior Year</span> <span style="color: red; font-size: 24px;">✗</span> </div>	<b>Hispanic / Latino</b> 16 out of 63 Students <b>Score: 25.4%</b> <div style="display: flex; align-items: center; gap: 10px;"> <span style="background-color: #c00000; color: white; padding: 2px 5px; border-radius: 10px;">NOT IMPROVING</span> <span>+7.7 From Prior Year</span> <span style="color: red; font-size: 24px;">✗</span> </div>
<b>Multi Racial / Other</b> Insufficient Sample	<b>Multi Racial / Other</b> Insufficient Sample
<b>White</b> 7 out of 20 Students <b>Score: 35.0%</b> <div style="display: flex; align-items: center; gap: 10px;"> <span style="background-color: #808080; color: white; padding: 2px 5px; border-radius: 10px;">Not Applicable</span> <span>No Data Prior Year</span> <span style="color: gray; font-size: 24px;">○</span> </div>	<b>White</b> 9 out of 20 Students <b>Score: 45.0%</b> <div style="display: flex; align-items: center; gap: 10px;"> <span style="background-color: #808080; color: white; padding: 2px 5px; border-radius: 10px;">Not Applicable</span> <span>No Data Prior Year</span> <span style="color: gray; font-size: 24px;">○</span> </div>
<b>American Indian / Alaskan Native</b> Insufficient Sample	<b>American Indian / Alaskan Native</b> Insufficient Sample
<b>Asian</b> 23 out of 34 Students <b>Score: 67.7%</b> <div style="display: flex; align-items: center; gap: 10px;"> <span style="background-color: #c00000; color: white; padding: 2px 5px; border-radius: 10px;">NOT IMPROVING</span> <span>-2.7 From Prior Year</span> <span style="color: red; font-size: 24px;">✗</span> </div>	<b>Asian</b> 2 out of 34 Students <b>Score: 5.9%</b> <div style="display: flex; align-items: center; gap: 10px;"> <span style="background-color: #ffa500; color: white; padding: 2px 5px; border-radius: 10px;">MAINTAINING</span> <span>+0.5 From Prior Year</span> <span style="color: orange; font-size: 24px;">—</span> </div>
<b>Native Hawaiian / Pacific Islander</b> Insufficient Sample	<b>Native Hawaiian / Pacific Islander</b> Insufficient Sample
<b>English Learners</b> 14 out of 56 Students <b>Score: 25.0%</b> <div style="display: flex; align-items: center; gap: 10px;"> <span style="background-color: #c00000; color: white; padding: 2px 5px; border-radius: 10px;">NOT IMPROVING</span> <span>-23.3 From Prior Year</span> <span style="color: red; font-size: 24px;">✗</span> </div>	<b>English Learners</b> 21 out of 56 Students <b>Score: 37.5%</b> <div style="display: flex; align-items: center; gap: 10px;"> <span style="background-color: #c00000; color: white; padding: 2px 5px; border-radius: 10px;">NOT IMPROVING</span> <span>+13.4 From Prior Year</span> <span style="color: red; font-size: 24px;">✗</span> </div>
<b>Students with IEPs</b> 3 out of 28 Students <b>Score: 10.7%</b> <div style="display: flex; align-items: center; gap: 10px;"> <span style="background-color: #c00000; color: white; padding: 2px 5px; border-radius: 10px;">NOT IMPROVING</span> <span>-5.4 From Prior Year</span> <span style="color: red; font-size: 24px;">✗</span> </div>	<b>Students with IEPs</b> 15 out of 28 Students <b>Score: 53.6%</b> <div style="display: flex; align-items: center; gap: 10px;"> <span style="background-color: #c00000; color: white; padding: 2px 5px; border-radius: 10px;">NOT IMPROVING</span> <span>+18.1 From Prior Year</span> <span style="color: red; font-size: 24px;">✗</span> </div>
<b>Economically Disadvantaged</b> 74 out of 143 Students <b>Score: 51.8%</b> <div style="display: flex; align-items: center; gap: 10px;"> <span style="background-color: #c00000; color: white; padding: 2px 5px; border-radius: 10px;">NOT IMPROVING</span> <span>-1.4 From Prior Year</span> <span style="color: red; font-size: 24px;">✗</span> </div>	<b>Economically Disadvantaged</b> 25 out of 143 Students <b>Score: 17.5%</b> <div style="display: flex; align-items: center; gap: 10px;"> <span style="background-color: #008000; color: white; padding: 2px 5px; border-radius: 10px;">IMPROVING</span> <span>-1.0 From Prior Year</span> <span style="color: green; font-size: 24px;">✔</span> </div>

\* Schools that are performing at the most positive value for a metric automatically receive a label of "Improving", even if no change in performance occurred.